

SPIRIT YACHTS 65 2015



Specification

CHLOË GISELLE
SPIRIT YACHTS 65 2015

Designer	Sean McMillan/ Spirit Yachts	Length waterline	46 ft 11 in / 14.3 m	Engine	Steyr M0114 4 cyl 108 hp diesel
Builder	Spirit Yachts Ltd., Ipswich	Beam	14 ft 1 in / 4.3 m	Location	France
Date	2015	Draft	9 ft 2 in / 2.8 m	Price	GBP 1,250,000
Length overall	65 ft 0 in / 19.8 m	Displacement	16.5 Tonnes		
Length deck	65 ft 0 in / 19.8 m	Construction	Wood Epoxy Composite		

These details are provisional and may be amended

Specification

BROKER'S COMMENTS

In the Spirit Yachts 65 the marque has come of age, designer Sean McMillan leaving behind skerry cruiser roots to evolve something unique and of course highly attractive. Still with an eye for the grace and craftsmanship of the 1930s, but perhaps suggesting how the work of mid-century British yacht designers like Camper & Nicholson, Kim Holman, George McGruer and Angus Primrose might have evolved. CHLOË GISELLE is probably the Spirit 65 that has ticked off the most sailing locations in her short lifetime in the knowledgeable ownership of a repeat Spirit Yachts client. She made her maiden forays afloat in the Far East, and with family and friends has raced and cruised both sides of the Atlantic and the English Channel. CHLOË GISELLE's sail handling systems allow for effortless short-handed sailing, while below her beautifully lit and spacious accommodation offers great conviviality and privacy all at the same time.



• SANDEMAN YACHT COMPANY •
• Brokerage Of Classic & Vintage
Yachts •

www.sandemanyachtcompany.co.uk

SPIRIT YACHTS 65 2015

Specification

HISTORY

CHLOË GISELLE was launched at Spirit Yachts in 2015 and then shipped to Singapore. She spent her first 18 months in Asian waters and then shipped to the Mediterranean before going on to the Caribbean. She has competed in numerous Panerai events, twice winning the Spirit of Tradition class in Antigua, as well

as the Antigua Round the Island race. She has raced at Cowes and along the UK South Coast, as well as cruising extensively in the UK and Northern Europe. CHLOË GISELLE has also raced on the US East Coast at Newport, Rhode Island, as well as cruising around Cape Cod, Martha's Vineyard and Nantucket.

Specification

CONSTRUCTION

RCD STATUS (To be confirmed)

- Conforms with the essential safety requirements of Directive 94/25EC
- or RCDII (2013/53/EU) as appropriate
- Categorised A – “Ocean”

HULL AND DECK

- Wood epoxy composite construction
- Laminated ring frames positioned to make a strongback at the centerline
- to provide a single continuous structure
- Laid with double diagonal veneers epoxy bonded at 45 degrees and then epoxy sheathed
- 2 x Stainless steel ring frames either side of the mast

- on which are mounted the rig and the keel

- giving the boat strength and stiffness
- Teak laid deck on epoxied marine plywood substrate
- Superstructure in sipo mahogany with Awlwood full gloss treatment
- Sipo Mahogany with Awlwood full gloss treatment

KEEL AND RUDDER (To be confirmed)

- Flattened lead bulb keel optimises high/low pressure separation
- Bolted to main structure
- Rudder multi laminated timber epoxy sheathed
- Solid stainless steel rudder stock

Specification

DECK LAYOUT, EQUIPMENT, AND GROUND TACKLE

SUMMARY

- Panama mooring fairleads through rail midships port & starboard

AFT DECK

- Panama fairleads in rail port & starboard
- Associated mooring cleats port & starboard
- 2 x Flush with deck lockers
- 2 x Lazarette lockers
- 2 x Lewmar 68ST chromed electric mainsheet winches

COCKPIT

- Wide, laid teak capped, pleasantly elliptical coaming
- Mahogany uprights
- Laid teak sole
- 2 x Lewmar 77ST chromed electric genoa winches
- 2 x Lewmar 77ST chromed electric secondary winches
- Teak laid helm seat
- Large diameter Edson stainless steel & teak ship's wheel
- Wood clad steering pedestal
- Ritchie Powerdamp steering compass in chromed binnacle
- B&G Plotter
- Controls for :
- B&G Autopilot
- Bow thruster
- Windlass
- Furling
- Throttle
- Steyr engine panel

FORE DECK

- Headsail tracks and cars port & starboard
- 2 x Additional tracks port & starboard
- 10 x mast base lead blocks
- 2 x Lewmar 58 chromed electric ST winches
- 2 x Lewmar 68 chromed electric ST winches
- 2 x Small flush acrylic Solimar hatches
- 1 x Flush acrylic Solimar forehatch
- Flush teak laid deck hatch to starboard
- Panama fairleads in rail port & starboard
- Associated mooring cleats port & starboard
- 2 x Bow rollers
- Bower anchor stowed in port roller
- Rig control buttons to port and starboard of helm :
- backstay
- traveller
- outhaul
- Cunningham
- vang
- halyard
- Ronstan mainsheet traveller
- Teak laid seating port, starboard and bridge deck
- Lockers under side seating
- 4 x B&G Repeaters at house bulkhead

- Sound system speakers
- Manual bilge pump

HOUSE

- Mahogany uprights
- Laid teak roof
- Art Deco style ports in uprights and roof
- Sliding companionway hatch
- 4 x Flush acrylic Solimar hatches

SIDE DECKS

- 2 x Downwind sail blocks port and starboard

GROUND TACKLE

- Lewmar stainless steel Delta bower anchor
- Galvanised anchor chain
- Lewmar vertical gypsy, low profile chromed windlass

Specification

ACCOMMODATION AND DOMESTIC EQUIPMENT

DOWN 6 X STEPS OVER ENGINE BOX

- Accommodation for 6 in 3 x cabins

DOUBLE CABIN AFT TO PORT

- Double berth
- Lockers and shelves
- Opening port to cockpit
- Bulkhead light
- Reading light

DOUBLE CABIN AFT TO STARBOARD

- Double berth
- Lockers and shelves
- Opening port to cockpit
- Bulkhead light
- Reading light

DAY WC/ SHOWER COMPARTMENT FORWARD TO STARBOARD

- Tecma 3 x fresh water flush electric toilet
- Shower

GALLEY TO PORT

- GN Espace Levante 4 inboard facing 4 x burner hob with oven
- Lockers and shelves outboard
- Sink unit forward
- 2 x Stainless steel bowls
- Mixer tap
- Chest fridge/freezer
- Deep fiddled top surfaces
- Fridge unit aft
- Deep fiddled top surfaces
- Lockers inboard and aft

NAVIGATION STATION TO STARBOARD

- Full size chart table
- B&G Chart plotter
- B&G Repeater
- Webasto controls
- B&G VHF Radio
- Ship's electrical and monitoring panel

SALOON

- Large U-settee to port
- Saloon table
- Wide settee to starboard
- Lockers outboard port & starboard
- 2 x with frosted glass doors
- 4 x Reading lights
- 2 x Traditional bulkhead lights
- 5 x Deckhead lights : galley/ nav station/ saloon

OWNER's EN-SUITE CABIN FORWARD

EN-SUITE WC COMPARTMENT TO STARBOARD

- Tecma 3 x fresh water flush electric toilet
- Wash basin with mixer tap
- Locker
- Deckhead light
- Acrylic Solimar opening port in deckhead

EN-SUITE WALK-IN SHOWER COMPARTMENT TO PORT

- Mixer shower head
- Lockers
- 2 x Deckhead lights
- Acrylic Solimar opening port in deckhead

BEDROOM FORWARD

- Large double berth on centreline
- Stowage under
- Large hanging lockers port and starboard
- Banquettes to port and starboard
- Writing deck/ dressing table to port
- 2 x Deckhead lights
- 3 x Reading lights
- Acrylic Solimar forehatch in deckhead

Specification

RIG, SAILS, AND CANVASWORK

RIG

- 1 x Masthead spinnaker medium (A4)

- Southern Spars carbon fibre mast and boom
- Wider than usual mast for strength
- Future Fibres E10 standing rigging (2021)
- Improved outer sheath = next service 2031

ELECTRIC WINCHES

- 3-Speed system on all sheet and halyard winches
- 2 x Mainsheet 3-speed electric winches
- 2 x Primary and 2 x secondary 3-speed electric winches
- 2 x 3-Speed electric halyard winches at mast
- 2 x Manual self-tailing line winches at the mast

SAILS

Racing sails by One Sails

- Forte 4T main
- Forte 4T jib
- 2 x Masthead spinnakers lightweight (A2)

- 1 x Fractional spinnaker (A5)
 - 1 x Masthead code zero
 - 1 x Fractional code zero
- Cruising/ racing sails by One Sails
- Storm main
 - Storm jib
- Cruising sails by Sanders
- Dacron cruising mainsail
 - Dacron cruising jib

CANVASWORK

- Sun awning
- Helm and binnacle cover
- Mainsail boom cover
- Lower mast cover
- Halyard covers
- 2 x Covers for coachroof
- Cockpit covers
- Cap rail covers
- Upholstery covers
- Saloon table cover
- Mattress covers

Specification

MECHANICAL, ELECTRICAL, AND TANKAGE

MECHANICAL

- Steyr M0114 4 cyl 108 hp diesel

MECHANICAL/ ELECTRICAL

- Fischer Panda generator

ELECTRICAL

- Mastervolt 24 V system for all house items
- 3 x Lithium batteries
- allow 24 hour heavy use silent running of all hydraulic and electrical systems
- Separate charging for shore power and generator
- allowing for extra fast charging using the generator

- EmpirBus system throughout

TANKAGE AND ASSOCIATED

Fuel

- 390 L / 86 Gal diesel tank

Water

- 250 L / 56 L tank

- Water maker

Waste

- Grey and black water tanks forward and aft

OTHER

- Side Power bow thruster
- Weber heating and air conditioning system

Specification

NAVIGATION AND COMMUNICATIONS

NAVIGATION

- B&G H5000 Plotter at helm
- B&G H3000 Plotter at Nav station
- B&G H5000 Autopilot

- Integrate AIS send and receive at both plotters

COMMUNICATIONS

- B&G VHF Radio

Specification

SAFETY

- Carbon lightweight 8-person liferaft
- Jonbuoy

- Danbuoy
- Grab bag
- Emergency steering

Specification

OTHER EQUIPMENT

- Tender
- 6 hp Mariner outboard motor
- Teak and stainless boarding/swim ladder

- Cockpit cushions
- Electric pump for inflating tender
- Tool kit

- Teak cockpit table

- Extra fuel and water tanks

Disclaimer

These particulars have been prepared from information provided by the vendors and are intended as a general guide. The purchaser should confirm details of concern to them by survey or engineers inspection. The purchaser should also ensure that the purchase contract properly reflects their concerns and specifies details on which they wish to rely.

SPIRIT YACHTS 65 2015

Specification
GALLERY









SANDEMAN
SANDERSON YACHTS LTD. LONDON
YACHT COMPANY


















SANDERMA
BOATSALES & SERVICE
YACHTS











SANDEMAN
BOYERBANK OF CLASSIC & VINTAGE YACHTS
YACHT COMPANY















SANDEMAN
BOATWORKS OF CLASSIC & VINTAGE YACHTS
YACHT COMPANY

















SANDEMAN
SANDERSON / CLARKSON / THORSON YACHTS
YACHT COMPANY



SANDEMAN
SANDERSON & CO. LTD. LONDON
YACHT COMPANY





SANDEMAN
DESIGNERS OF CLASSIC & MODERN YACHTS
YACHT COMPANY












SANDEMAN
SANDERSON / CLASSIC / FINESTON YACHTS
YACHT COMPANY








SANDEMAN
BARCHINESE / CLASSICO / FINESTRA YACHTS
YACHT COMPANY




SANDEMAN
BUILDERS OF CLASSIC & MODERN YACHTS
YACHT COMPANY







